



B125 Gully Grates


Cast iron Group 2, anti-theft & hinged

Wrekin's range of single grate BS EN 124:2015 B125 Group 2 Gully Gratings are designed to provide optimum strength whilst maximising the available drainage area. The captive hinge allows easy opening for maintenance and provides an anti-theft feature.



B125 For use in a Group 2 Class B125 environment

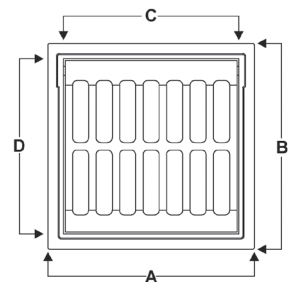
 Captive hinges reduce theft whilst allowing easy lifting for gully cleaning

 Up to 280cm² waterway area

Range details

Wrekin product code	Clear opening size (Cx D mm)	Frame depth (mm)	Over frame size (Ax B mm)	Waterway area (cm ²)
KGH0B3/2222*	225 x 225*	75	280 x 265	217
KGH0B3/2222/F	225 x 225	75	280 x 265	217
KGH0B3/3030*	300 x 300*	75	360 x 345	280
KGH0B3/3030/F	300 x 300	75	360 x 345	280

* has a dished gully top arrangement



1. Wrekin Products Ltd is continually seeking to improve our products and therefore reserves the right to alter product specifications without prior notice.
2. It is the responsibility of all users to satisfy themselves that the above data is current.
3. Wrekin cannot be held responsible for the performance of these products as conditions of use are beyond our control.
4. Installation details are available on request.