


EXCEL BLUE PIPE

PRODUCT DATA SHEET



EXCEL Blue pipe is used for potable water supply below ground. It is co-extruded blue outer and black core PE100.

RANGE / PRESSURE RATING

| OD (mm) | SDR | Pressure rating | Material |
|--------------|-----|-----------------|----------|
| 75 - 710mm | 11 | 16 bar | PE100 |
| 75 - 1200mm | 17 | 10 bar | PE100 |
| 160 - 1200mm | 21 | 8 bar | PE100 |
| 160 - 1200mm | 26 | 6 bar | PE100 |

Other pressure ratings / SDR's may be produced on request

COLOURS

| Material | Colour |
|----------|--|
| PE100 | Black core with blue outer. Blue: Within the range 20D44 to 20D45 or 20E53 to 20E56 in accordance with BS 5252:1976 |



STANDARDS / APPROVALS

BS EN 12201-2
(BSI Kitemark Certificate
KM 508224)

**The Water
Supply Regulation
31/27/30**

LENGTHS

Pipes ≤ 180 mm in diameter are available in coil lengths of 50m, 75m, 100m, 150m, or lengths of 6m or 12m.

Pipes ≥ 180 mm in diameter are available in straight lengths of 6m, 12m or 18m.

Other lengths may be produced at customer's request

MARKINGS

Pipes ≤ 75 mm in diameter are marked on one side with characters at least 3mm high in a contrasting colour

Pipes ≥ 90 mm in diameter are marked on both sides with characters at least 5mm high in a contrasting colour

The following identification and traceability marks are printed once every metre;

- Manufacturers identification: **GPS**
- Material designation: **PE100 (see note 1)**
- Standard number: **BS EN 12201-2 (see note 2)**
- SDR value: **SDR11 (example)**
- Outside diameter: **250mm (example)**
- Manufacturing code: **(Contains date) (see note 3)**
- Application: **Water**
- Pressure rating: **eg. 16 bar**

Identification Marking

Note 1: The material code is specified in Works instruction and maybe suffixed as follows: R = 100% rework material

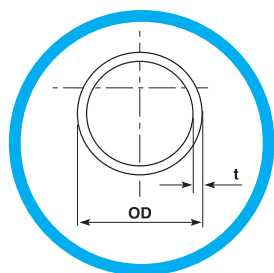
Note 2: The use of this mark is GPS's claim that the product has been manufactured in accordance with BS EN 12201-2

Note 3: The shift code denotes the extruder, shift week and year of manufacture plus the plant identification code. Each item being allocated a maximum of 2 digits. Where the codes numerical value is less than 10 a 0 is inserted. Or a simple date code may be used DD/MM/YY.

BATCH NUMBER FORMAT

| | | | | |
|--------------|--------------------------|-----------------------|----------------------|---------------|
| 8 Digit Code | Extruder Number 1 & 2 | Shift Number 3 & 4 | Week Number 5 & 6 | Year 7 & 8 |
| | 01-23 | 01 - 14 | 01 - 52 | 01-99 |

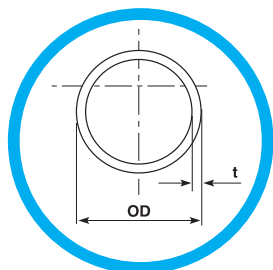
**PIPE DIMENSIONS –
WATER APPLICATIONS
(BS EN 12201-2)**



GPS pipes, manufactured to BS EN 12201-2 standard, are capable of withstanding transient surge pressures of up to twice the rated pressure of the pipe.

| Nom. Size (mm) DN / OD | Max OD (mm) | SDR | Min t (mm) | Max t (mm) | Mean Weight (kg/m) | Mean Bore (mm) |
|------------------------|-------------|-----|------------|------------|--------------------|----------------|
| 75 | 75.5 | 11 | 6.8 | 7.6 | 1.5 | 60.9 |
| | | 17 | 4.5 | 5.1 | 1.0 | 65.7 |
| 90 | 90.6 | 11 | 8.2 | 9.2 | 2.1 | 72.9 |
| | | 17 | 5.4 | 6.1 | 1.5 | 78.8 |
| 110 | 110.7 | 11 | 10.0 | 11.1 | 3.2 | 89.3 |
| | | 17 | 6.6 | 7.4 | 2.2 | 96.4 |
| 125 | 125.8 | 11 | 11.4 | 12.7 | 4.1 | 101.3 |
| | | 17 | 7.4 | 8.3 | 2.8 | 109.7 |
| 140 | 140.9 | 11 | 12.7 | 14.1 | 5.1 | 114.0 |
| | | 17 | 8.3 | 9.3 | 3.5 | 123.0 |
| 160 | 161.0 | 11 | 14.6 | 16.2 | 6.7 | 129.7 |
| | | 17 | 9.5 | 10.6 | 4.6 | 140.4 |
| 180 | 181.1 | 11 | 16.4 | 18.2 | 8.5 | 146.0 |
| | | 17 | 10.7 | 11.9 | 5.8 | 158.0 |
| 200 | 201.2 | 11 | 18.2 | 20.2 | 10.5 | 162.2 |
| | | 17 | 11.9 | 13.2 | 7.1 | 175.5 |
| 225 | 226.4 | 11 | 20.5 | 22.7 | 13.3 | 182.5 |
| | | 17 | 13.4 | 14.9 | 9.0 | 197.4 |
| 250 | 251.5 | 11 | 22.7 | 25.1 | 16.3 | 203.0 |
| | | 17 | 14.8 | 16.4 | 11.1 | 219.6 |
| 280 | 281.7 | 11 | 25.4 | 28.1 | 20.5 | 227.4 |
| | | 17 | 16.6 | 18.4 | 13.9 | 245.9 |
| 315 | 316.9 | 11 | 28.6 | 31.6 | 25.9 | 255.8 |
| | | 17 | 18.7 | 20.7 | 17.6 | 276.6 |
| 355 | 357.2 | 11 | 32.2 | 35.6 | 32.9 | 288.3 |
| | | 17 | 21.1 | 23.4 | 22.4 | 311.6 |
| 450 | 452.7 | 11 | 40.9 | 45.1 | 52.9 | 365.4 |
| | | 17 | 26.7 | 29.5 | 35.9 | 395.2 |
| 500 | 503.0 | 11 | 45.4 | 50.1 | 65.2 | 406.0 |
| | | 17 | 29.7 | 32.8 | 44.3 | 439.0 |
| 560 | 563.4 | 11 | 50.8 | 56.0 | 81.7 | 454.9 |
| | | 17 | 33.2 | 36.7 | 55.5 | 491.8 |
| 630 | 633.8 | 11 | 57.2 | 63.1 | 103.6 | 511.6 |
| | | 17 | 37.4 | 41.3 | 70.3 | 553.2 |
| 710 | 716.4 | 11 | 64.5 | 71.1 | 131.5 | 577.6 |
| | | 17 | 42.1 | 46.5 | 89.1 | 624.6 |
| 800 | 807.2 | 11 | 72.6 | 80.0 | 167.1 | 651.0 |
| | | 17 | 47.4 | 52.3 | 113.1 | 703.9 |
| 900 | 908.1 | 11 | - | - | - | - |
| | | 17 | 53.3 | 58.8 | 142.9 | 792.0 |
| 1000 | 1009.0 | 11 | - | - | - | - |
| | | 17 | 59.3 | 65.4 | 176.5 | 879.8 |
| 1200 | 1210.8 | 11 | - | - | - | - |
| | | 17 | 71.1 | 78.4 | 254.5 | 1055.9 |

**PIPE DIMENSIONS –
WATER APPLICATIONS
(BS EN 12201-2)**



GPS pipes, manufactured to BS EN 12201-2 standard, are capable of withstanding transient surge pressures of up to twice the rated pressure of the pipe.

| Nom. Size (mm) DN / OD | Max OD (mm) | SDR | Min t (mm) | Max t (mm) | Mean Weight (kg/m) | Mean Bore (mm) |
|------------------------|-------------|-----|------------|------------|--------------------|----------------|
| 75 | 75.5 | 21 | 3.6 | 4.1 | 0.8 | 67.6 |
| | | 26 | - | - | - | - |
| 90 | 90.6 | 21 | 4.3 | 4.9 | 1.2 | 81.1 |
| | | 26 | 3.5 | 4.0 | 1.0 | 82.8 |
| 110 | 110.7 | 21 | 5.3 | 6.0 | 1.8 | 99.1 |
| | | 26 | 4.2 | 4.8 | 1.4 | 101.4 |
| 125 | 125.8 | 21 | 6.0 | 6.7 | 2.3 | 112.7 |
| | | 26 | 4.8 | 5.4 | 1.9 | 115.2 |
| 160 | 161.0 | 21 | 7.7 | 8.6 | 3.7 | 144.2 |
| | | 26 | 6.2 | 7.0 | 3.1 | 147.3 |
| 180 | 181.1 | 21 | 8.6 | 9.6 | 4.7 | 162.4 |
| | | 26 | 6.9 | 7.7 | 3.8 | 166.0 |
| 200 | 201.2 | 21 | 9.6 | 10.7 | 5.8 | 180.3 |
| | | 26 | 7.7 | 8.6 | 4.7 | 184.3 |
| 225 | 226.4 | 21 | 10.8 | 12.0 | 7.4 | 202.9 |
| | | 26 | 8.6 | 9.6 | 5.9 | 207.5 |
| 250 | 251.5 | 21 | 11.9 | 13.2 | 9.0 | 225.7 |
| | | 26 | 9.6 | 10.7 | 7.4 | 230.5 |
| 280 | 281.7 | 21 | 13.4 | 14.9 | 11.4 | 252.6 |
| | | 26 | 10.7 | 11.9 | 9.2 | 258.3 |
| 315 | 316.9 | 21 | 15.0 | 16.6 | 14.3 | 284.4 |
| | | 26 | 12.1 | 13.5 | 11.7 | 290.4 |
| 355 | 357.2 | 21 | 16.9 | 18.7 | 18.2 | 320.5 |
| | | 26 | 13.6 | 15.1 | 14.8 | 327.4 |
| 400 | 402.4 | 21 | 19.1 | 21.2 | 23.2 | 360.9 |
| | | 26 | 15.3 | 17.0 | 18.7 | 368.9 |
| 450 | 452.7 | 21 | 21.5 | 23.8 | 29.3 | 406.1 |
| | | 26 | 17.2 | 19.1 | 23.7 | 415.1 |
| 500 | 503.0 | 21 | 23.9 | 26.4 | 36.1 | 451.2 |
| | | 26 | 19.1 | 21.2 | 29.2 | 461.2 |
| 560 | 563.4 | 21 | 26.7 | 29.5 | 45.2 | 505.5 |
| | | 26 | 21.4 | 23.7 | 36.6 | 516.6 |
| 630 | 633.8 | 21 | 30.0 | 33.1 | 57.1 | 568.8 |
| | | 26 | 24.1 | 26.7 | 46.4 | 581.1 |
| 710 | 716.4 | 21 | 33.9 | 37.4 | 72.6 | 641.9 |
| | | 26 | 27.2 | 30.1 | 58.9 | 655.9 |
| 800 | 807.2 | 21 | 38.1 | 42.1 | 92.1 | 723.4 |
| | | 26 | 30.6 | 33.8 | 74.7 | 739.2 |
| 900 | 908.1 | 21 | 42.9 | 47.3 | 116.4 | 813.9 |
| | | 26 | 34.4 | 38.3 | 94.8 | 831.4 |
| 1000 | 1009.0 | 21 | 47.7 | 52.6 | 143.8 | 904.2 |
| | | 26 | 38.2 | 42.2 | 116.5 | 924.1 |
| 1200 | 1210.8 | 21 | 57.2 | 63.1 | 207.4 | 1085.1 |
| | | 26 | 45.9 | 50.6 | 167.8 | 1108.9 |